

# Mosolut Performance Floor

For more than 30 years, Mosolut Performance Racing tiles have been popular especially among lovers of fast cars and fans of tuning and motoring. This is not only because of their durability and simple installation, but for their imaginative design, which enhances the appearance of any space.



LASTS MORE  
THAN  
**15**  
YEARS

MATERIAL  
**PP**






#### BASIC TECHNICAL PARAMETERS FOR RACE, RACE FLAT

18 mm	400 x 400 mm	Bfl-s1	0,41 kg / pc	0,96 m <sup>2</sup> = 6 pcs	zátěž = 30t/m <sup>2</sup>	Polypropylen
-------	--------------	--------	--------------	-----------------------------	----------------------------	--------------


### RACE product line

#### COLORS



#### DESIGN

Rounded 3D structure

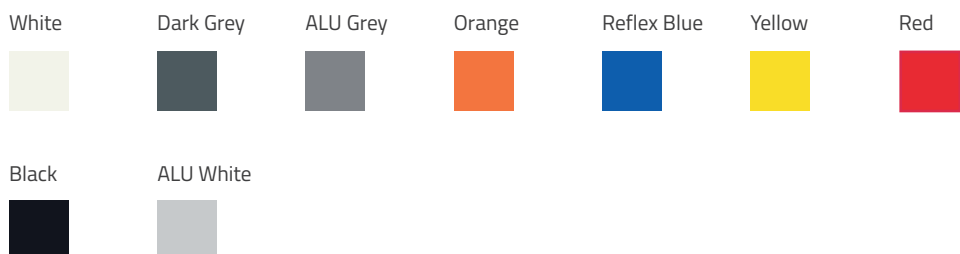


#### LOCKING TYPE

hidden, 6 connections


### RACE FLAT product line

#### COLORS




#### DESIGN

Flat 3D structure



#### LOCKING TYPE

hidden, 6 connections



#### CUSTOM PRINTING

Enhance your spaces to perfection with permanent printing directly onto tiles. You can choose your logo, your car logo or any other emblem to create a space that is dominated by design, style and durability.





## BENEFITS AND USES OF MOSOLUT PERFORMANCE RACING


- Floor made for the wheels of motor vehicles, electric cars and motorcycles
- Ideal for the long-term storage of tires and spare parts
- Size remains stable even with high temperature fluctuations
- Easy maintenance with a vacuum cleaner and steam cleaner
- Combination with other types of tiles
- Color combinations make it possible to mark off customer zones and facilitate parking
- Flooring resistant to combustion, meets health and safety requirements
- Resistant to acids and the leakage of operating fluids

## Accessories


### RAMPS AND CORNERS

Beveled leading edges not only ensure easy entry and exit to and from the space, but they protect edges and integrate them into the overall design of the room. You can use a combination of colors to indicate the driveway. In the case of open areas, where leading edges are used from multiple sides, the corner piece becomes the connecting element of the tiles.

Color design: White, Dark Grey, ALU Grey, Orange, Reflex Blue, Green Yellow, Light Grey, Black, ALU White, Yellow, Red, Blue, Green, Anthracite.



### EXPANSION ELEMENTS



The expansion parts of paving are used to absorb the movement of interlocking tiles mainly caused by heat expansion. To create a perfect surface, the space can also be used to place LED lighting.

Color design: White, Black, Dark Grey, ALU White, ALU Grey, Reflex Blue, Yellow, Red

### INSTALLATION AND CLEANING

The tiles are laid out loosely on a flat surface in the exterior and interior. They are connected by inserting them into the locks they have on the edge.

### SEE FOR YOUR YOURSELF

Wondering what Mosolut Performance Racing tiles look like? You are cordially invited to our office at **Nádraží 444, 664 53 Újezd u Brna, Czech Republic**. We look forward to meeting you.

### PACKAGING AND SHIPPING

We will ship your tiles to your home or any other place of your choice. We will pack your chosen Mosolut Performance Racing flooring in boxes of 7 tiles each so that they are not damaged during transport and for larger volumes we will use pallets for easy handling.

Package size / mm	Type of packaging	Max pcs per packaging	Max kg per packaging
400 x 400	Box	7	2,9
1220 x 920	Pallet	378	ca 160



**Mosolut s.r.o.**

Fučíkova 920/21, 628 00 Brno

Czech republic

[info@mosolut.com](mailto:info@mosolut.com)

+420 602 789 113

+420 737 716 909

[www.mosolut.com](http://www.mosolut.com)

[www.hestra-plattan.com](http://www.hestra-plattan.com)

